

# PK1209 整机电器接线图

PK1209 whole machine electrical wiring diagram

文件编号：ZB.01.PK1209.10.001

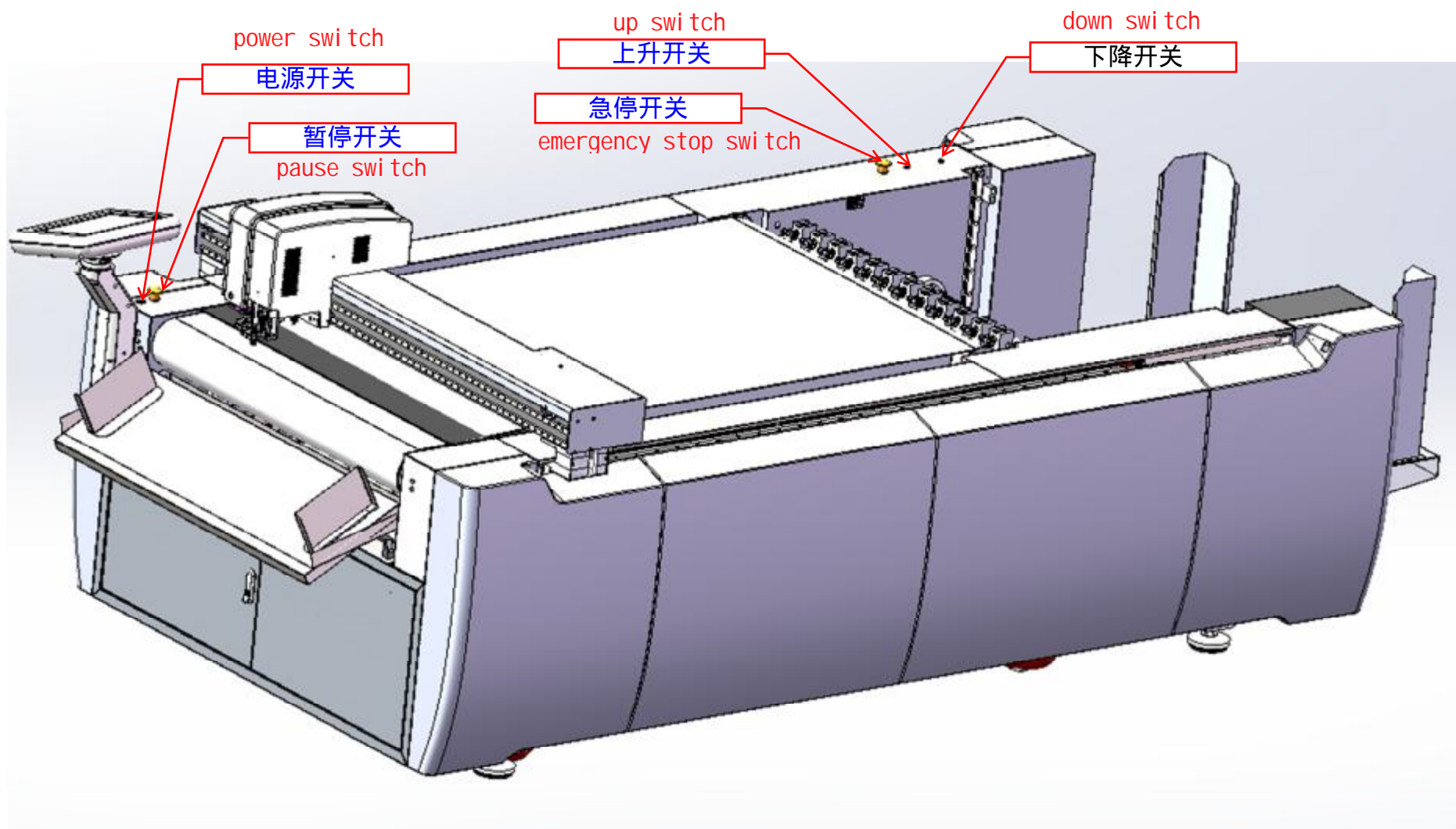
文件版本：2.3

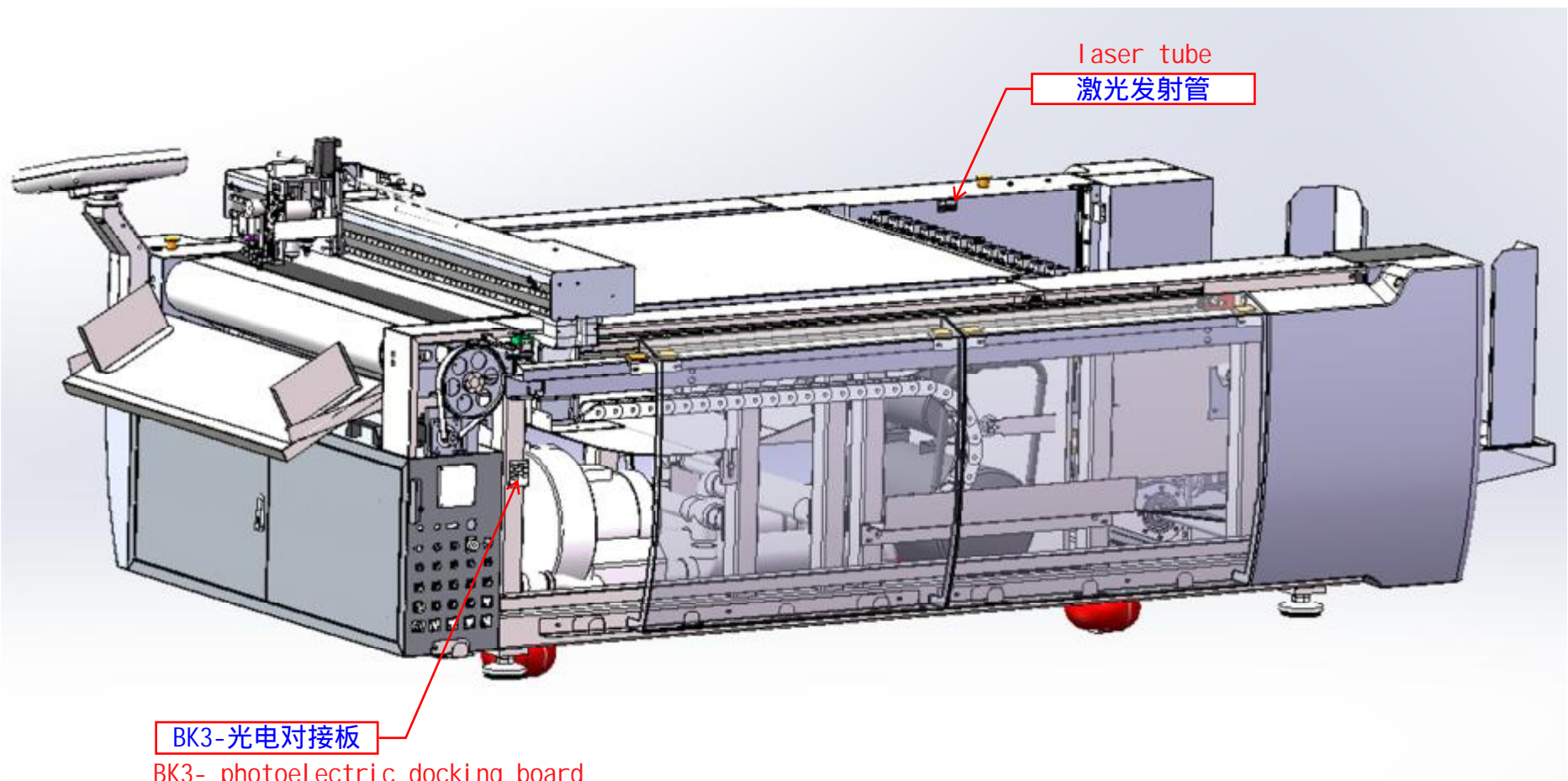
设计：杨增帅 日期：20210708

审核：伍郁杰 日期：20210708

批准：陈 昊 日期：20210708





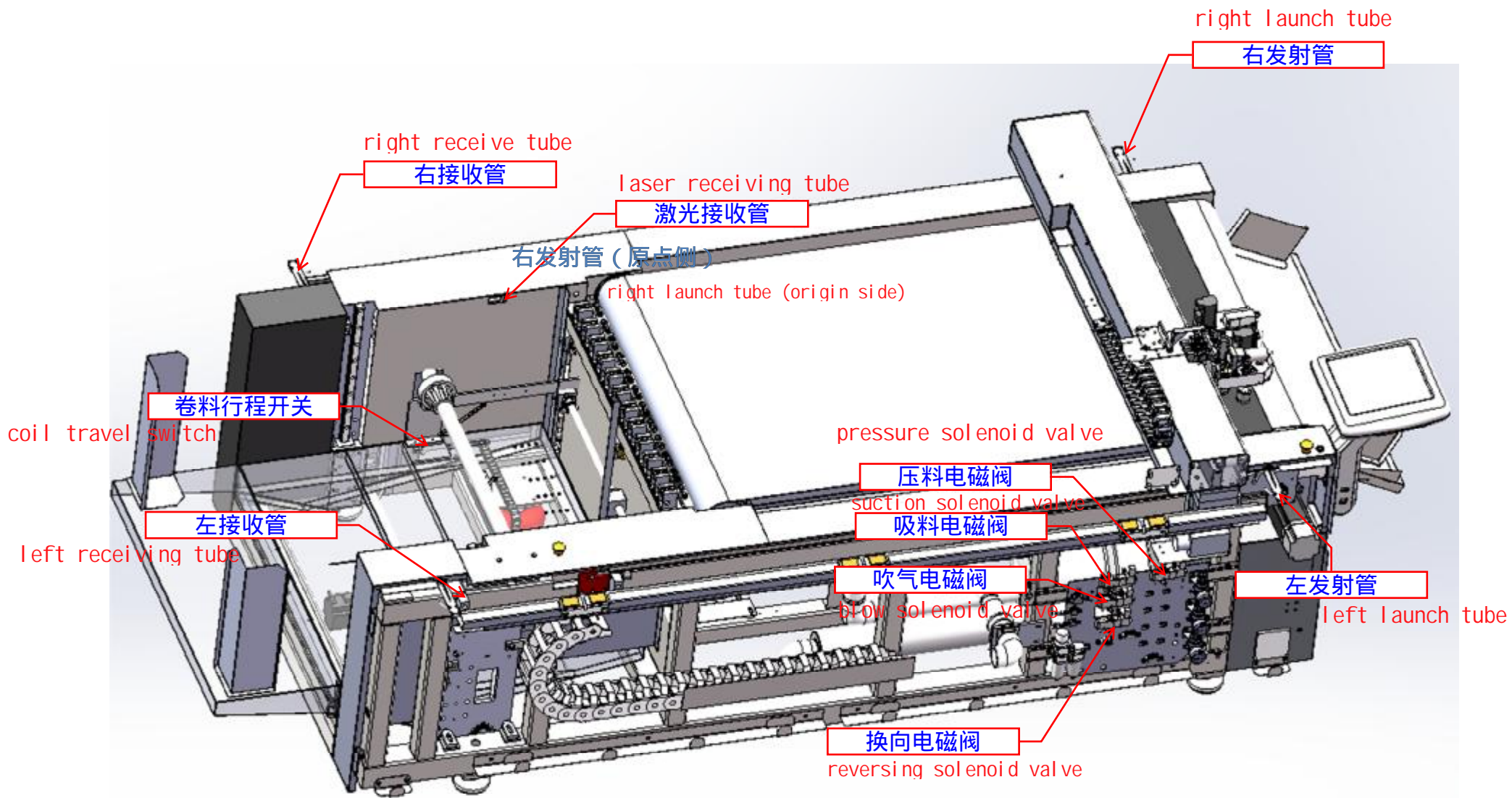


laser tube

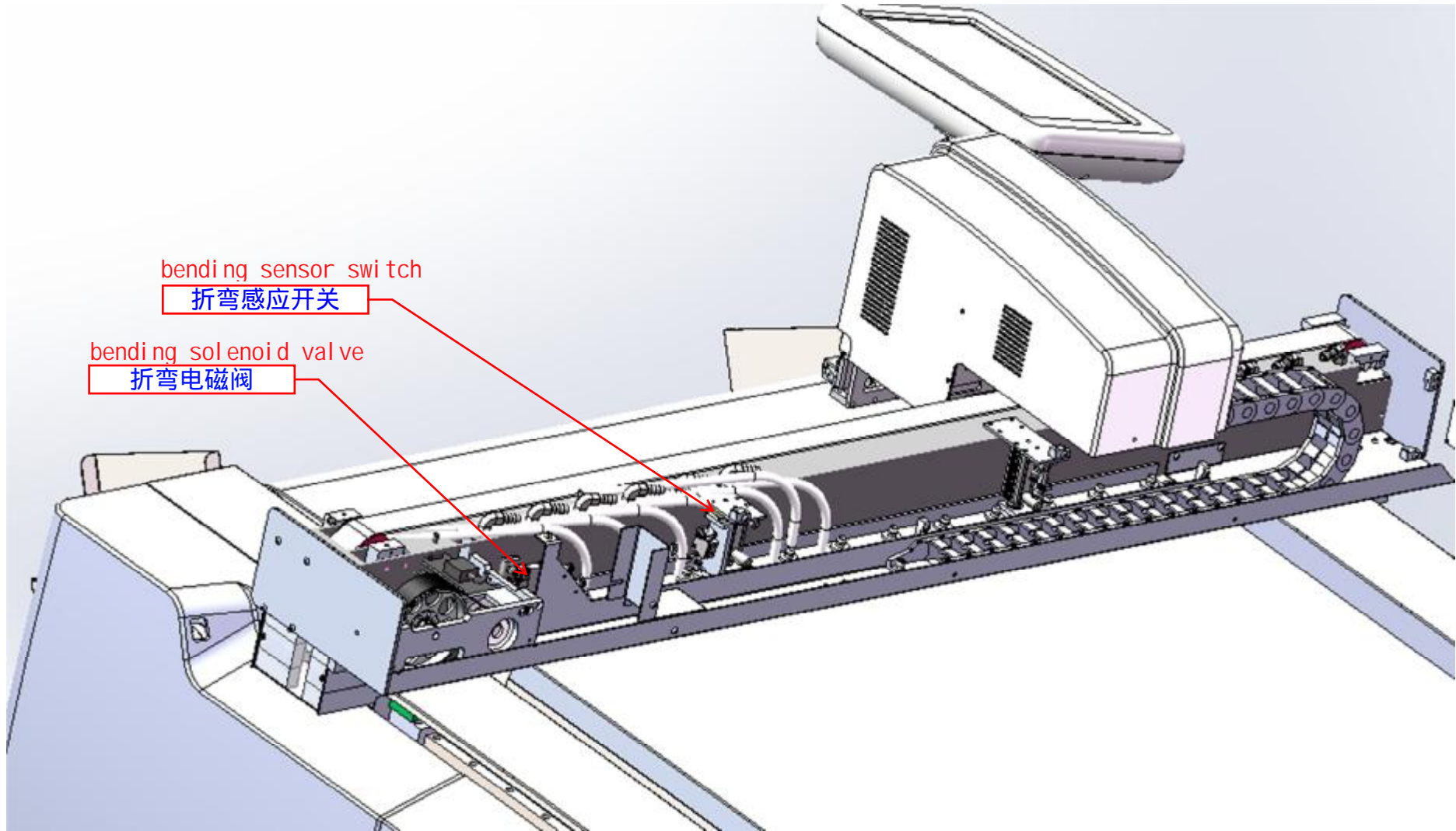
激光发射管

BK3-光电对接板

BK3- photoelectric docking board





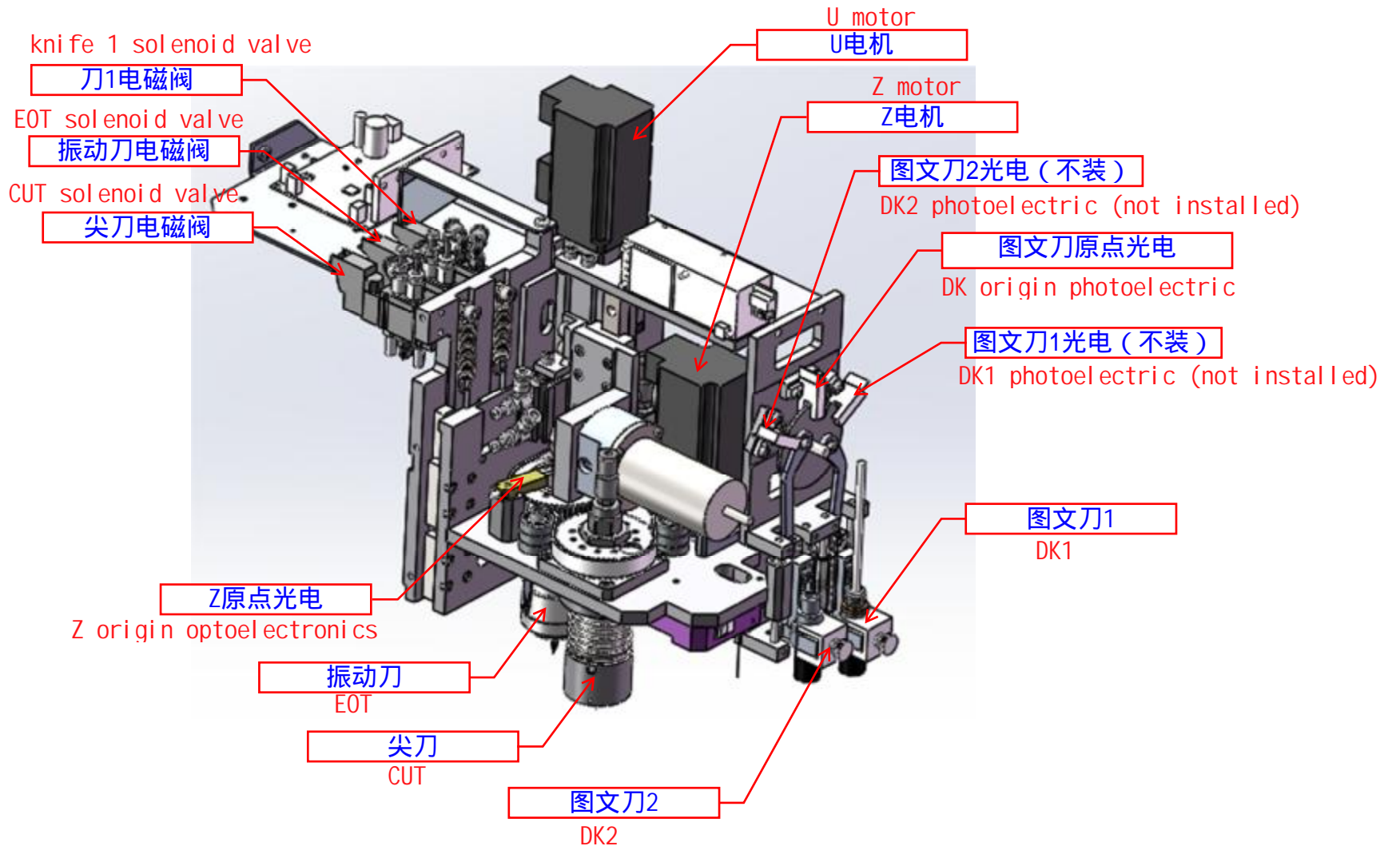


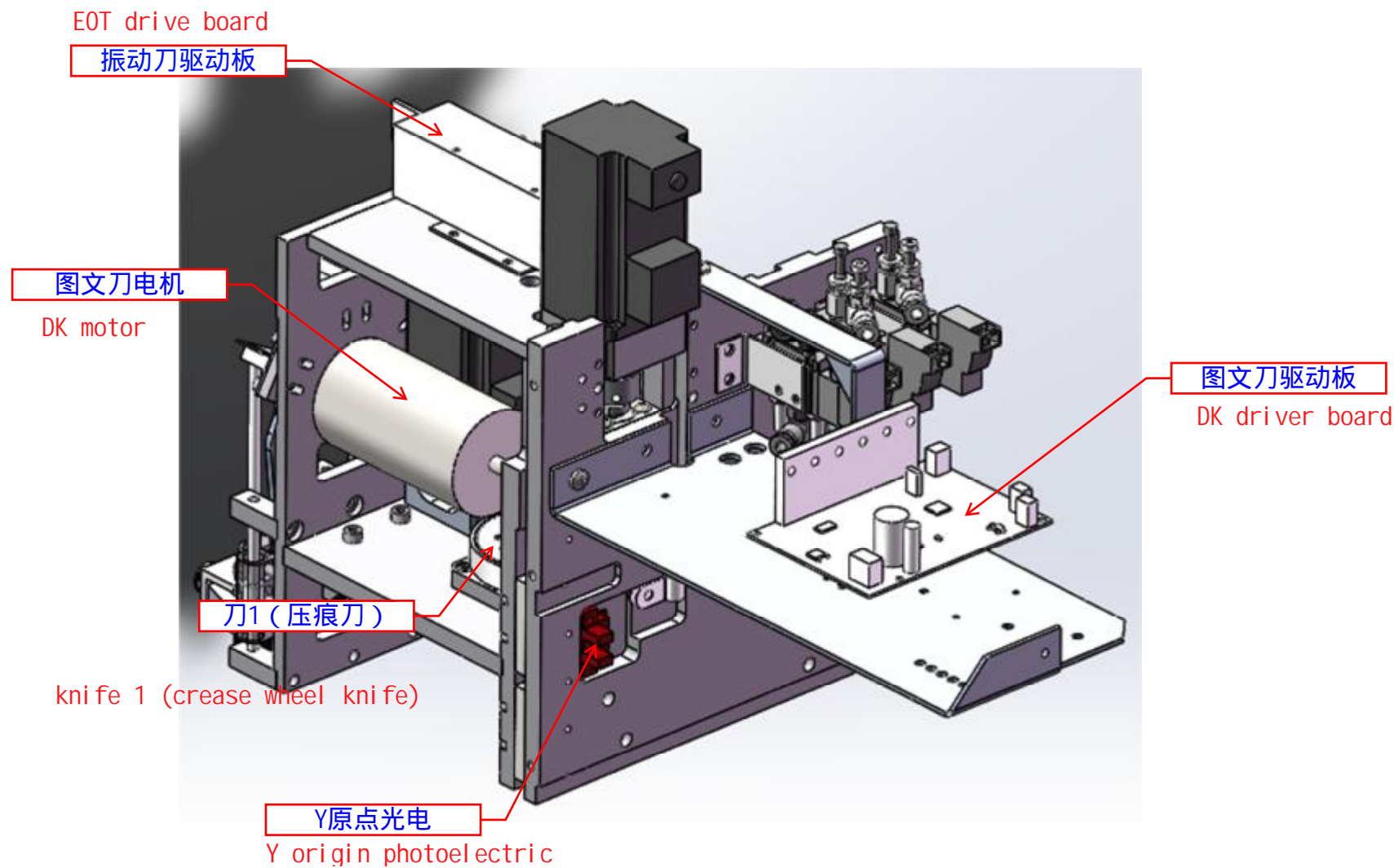
bending sensor switch

折弯感应开关

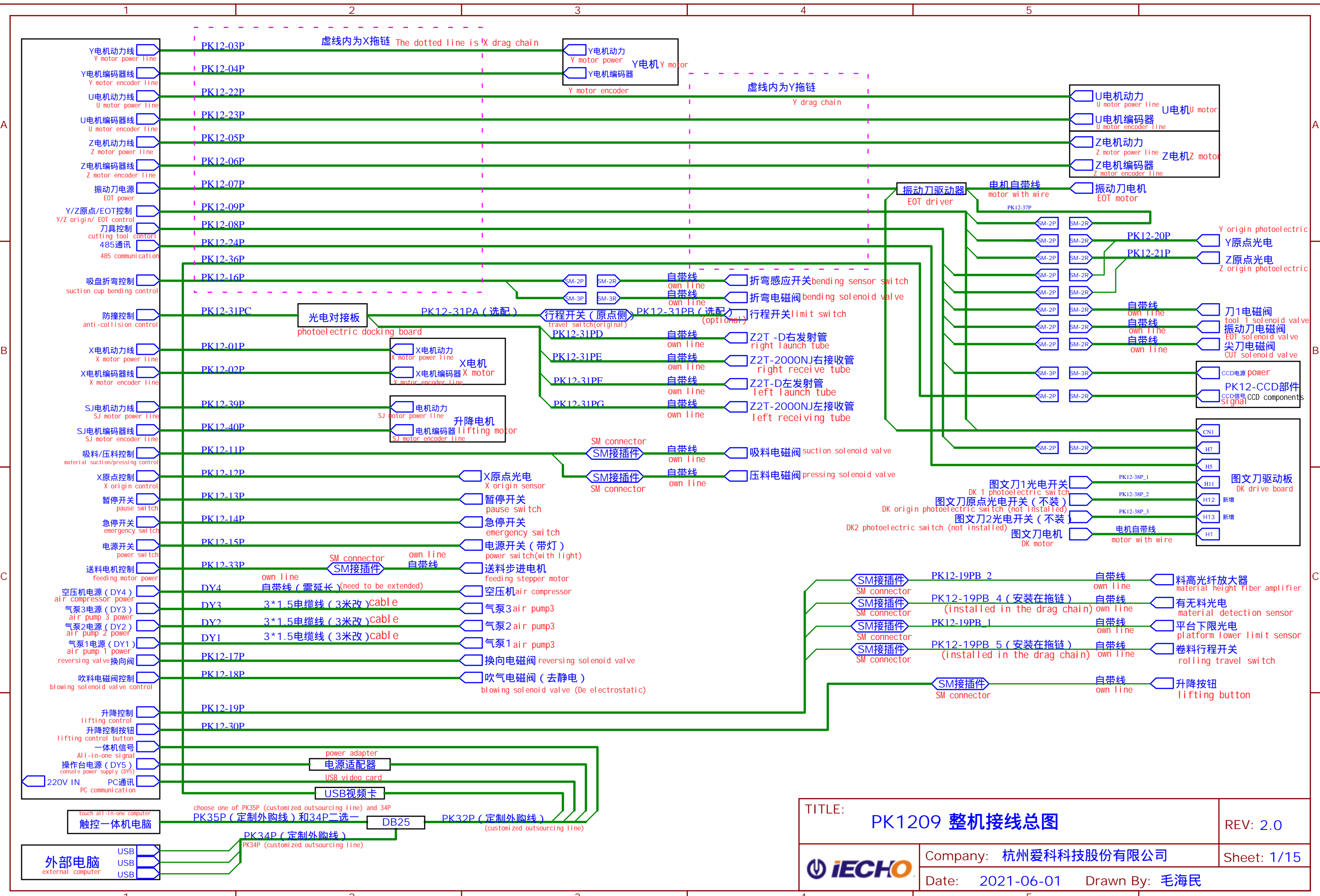
bending solenoid valve

折弯电磁阀









PK12整机成品线部件  
PK12 machine finished line components



TITLE:	<b>PK12-XY电机控制线接线图</b>	REV: 2.0
	Company: 杭州爱科科技股份有限公司	Sheet: 2/15
	Date: 2020-06-01	Drawn By: 毛海民

PK12 machine finished line components

PK12整机成品线部件

PK12-Z motor 660 power line PK12-05P (towing chain line)

PK12-Z电机660动力线PK12-05P (拖链线)



PK12-U motor 660 power line PK12-22P (towing chain line)

PK12-U电机660动力线PK12-22P (拖链线)



PK12-485 communication line PK12-24P (towing chain line)

PK12-485通讯线PK12-24P (拖链线)



TITLE: PK12-ZU电机控制线接线图		REV: 2.0
	Company: 杭州爱科科技股份有限公司	Sheet: 3/15
	Date: 2020-06-01	Drawn By: 毛海民

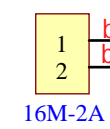
# PK12整机成品线部件

PK12 machine finished line components

剥线20CM,所有加线长度20CM  
Stripping 20CM, length of all added wires 20CM

## PK12-EOT power cord PK12-07P (towline) PK12-振动刀电源线PK12-07P (拖链线)

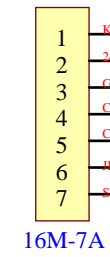
振动刀电源  
EOT power



线型: CF130.07.02.UL 线长: 520cm  
line type: CF130.07.02.UL line length: 520cm

## PK12-tool control line PK12-08P (towing chain line) PK12-刀具控制线PK12-08P (拖链线)

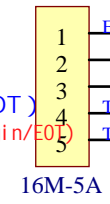
刀具控制  
tool control



线型: CF130.02.07.UL 线长: 520cm  
line type: CF130.02.07.UL line length: 520cm

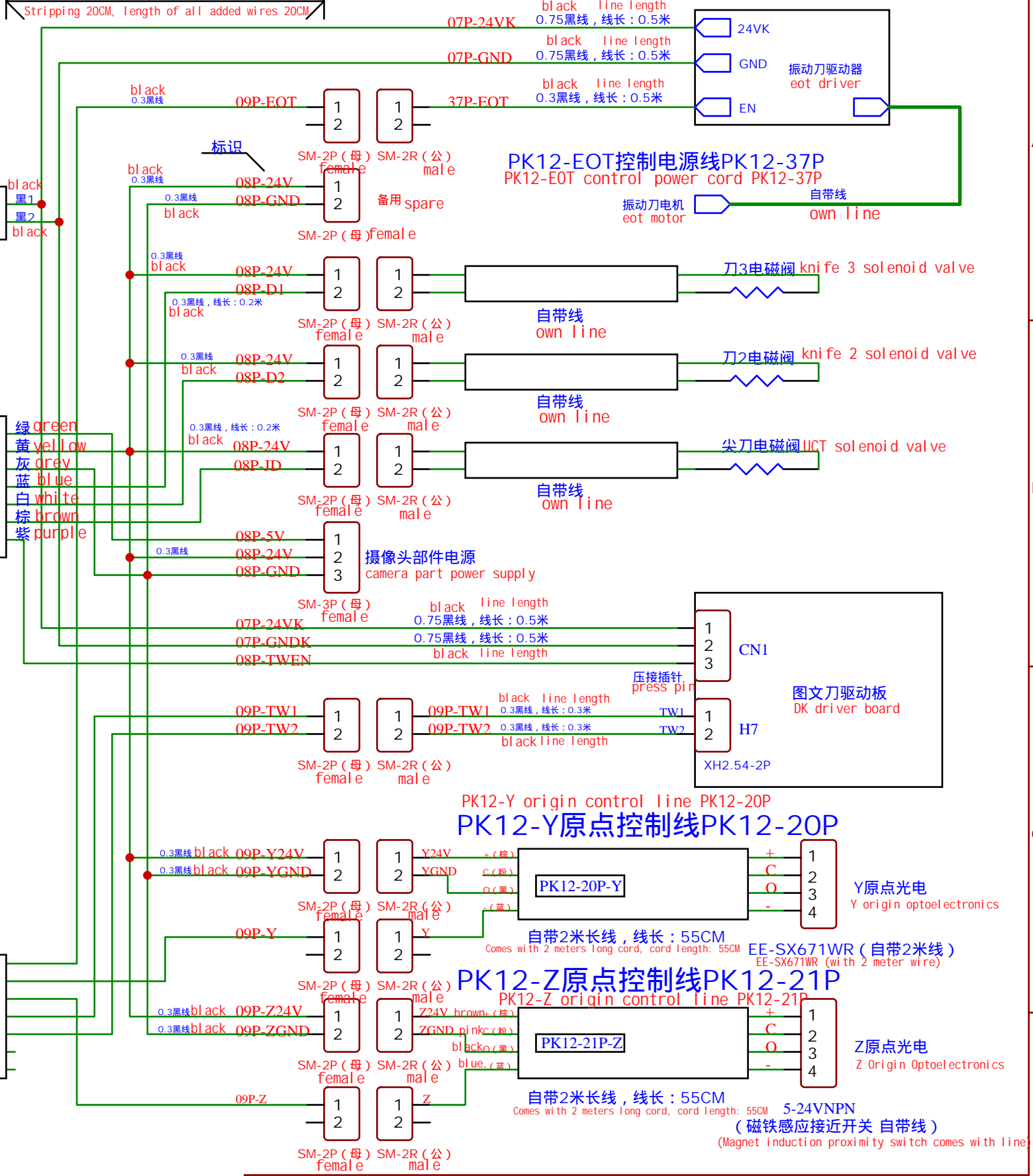
## PK12-原点控制线PK12-09P (拖链线) PK12-origin control line PK12-09P (towing chain line)

原点控制 (Y/Z原点/EOT)  
origin control (Y/Z origin/EOT)



线型: CF130.02.07.UL (7\*0.25), 线长: 520CM  
line type: CF130.02.07.UL (7\*0.25) line length: 520cm

20210624修改接地线接法

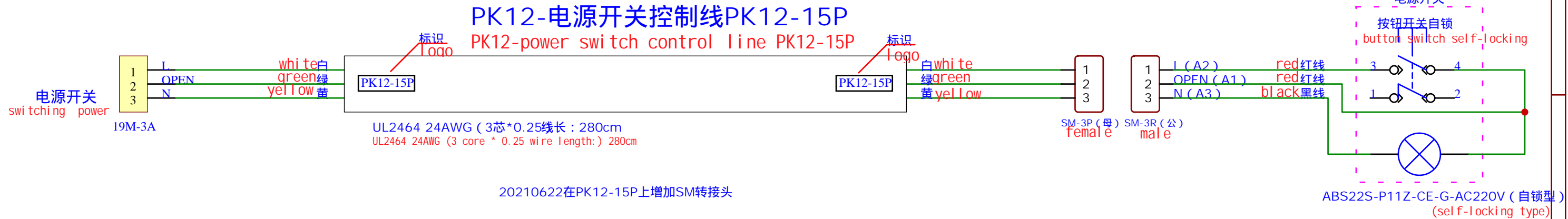
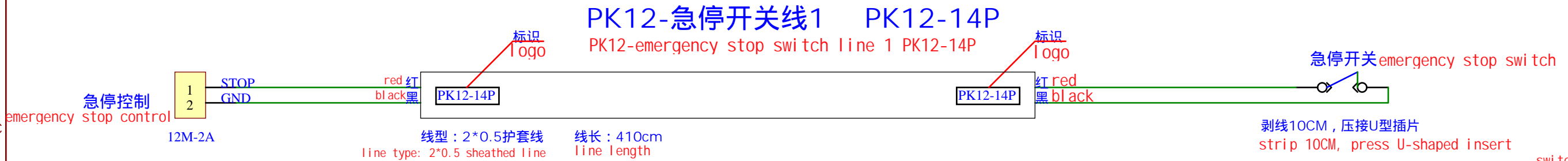
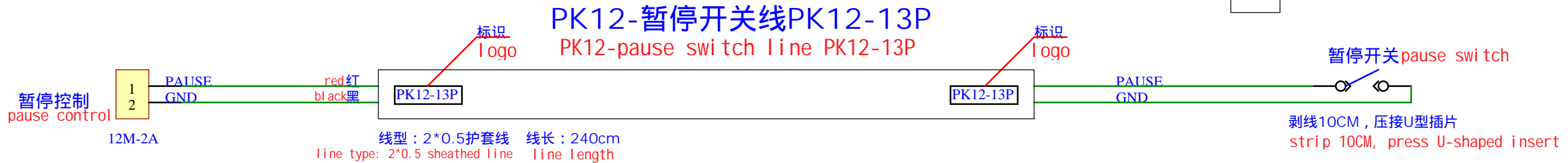
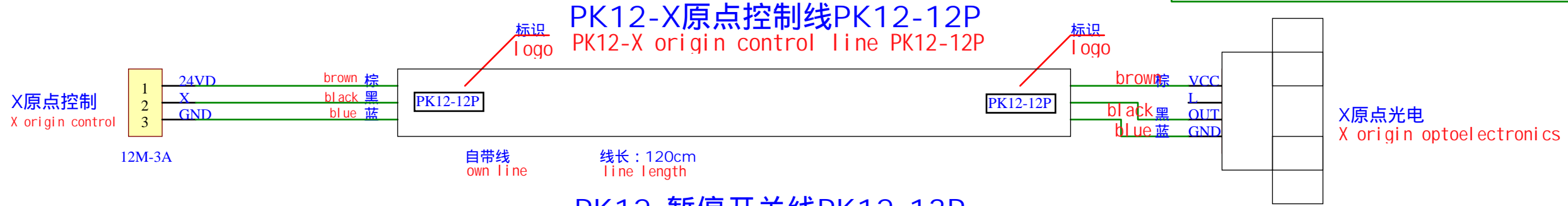
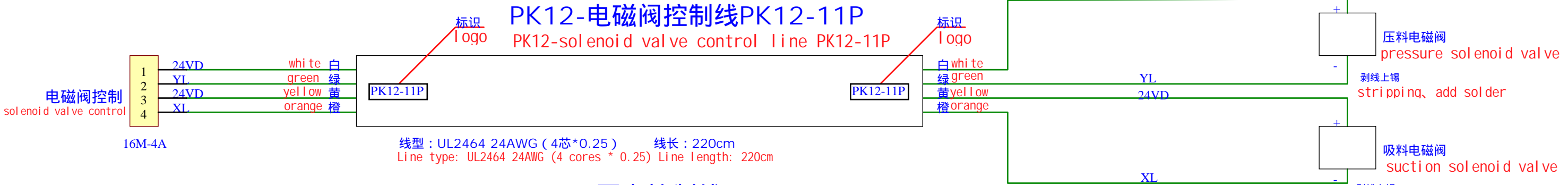


TITLE: <b>PK12-刀具原点控制线接线图</b>		REV: 2.1
Company: 杭州爱科科技股份有限公司		Sheet: 4/15
Date: 2021-06-24		Drawn By: 毛海民

# PK12整机成品线部件

PK12 machine finished line components

机身侧 fuselage side



TITLE: <b>PK12-机身控制线接线图</b>		REV: 2.1
	Company: 杭州爱科科技股份有限公司	Sheet: 5/15
	Date: 2021-06-22	Drawn By: 毛海民

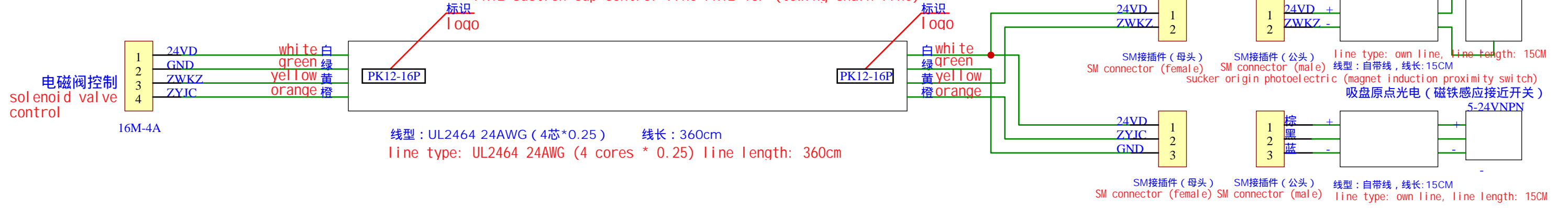


# PK12整机成品线部件

PK12 machine finished line components

## PK12-吸盘控制线PK12-16P (拖链线)

PK12-suction cup control line PK12-16P (towing chain line)



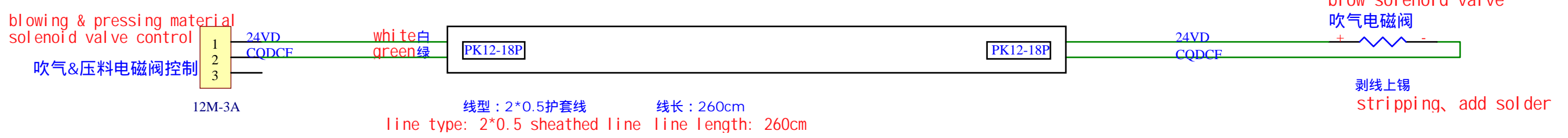
## PK2-换向阀控制线PK2-17P

PK2-reversing valve control line PK2-17P



PK12-blowing & pressing material solenoid valve control line PK12-18P

## PK12-吹气&压料电磁阀控制线PK12-18P

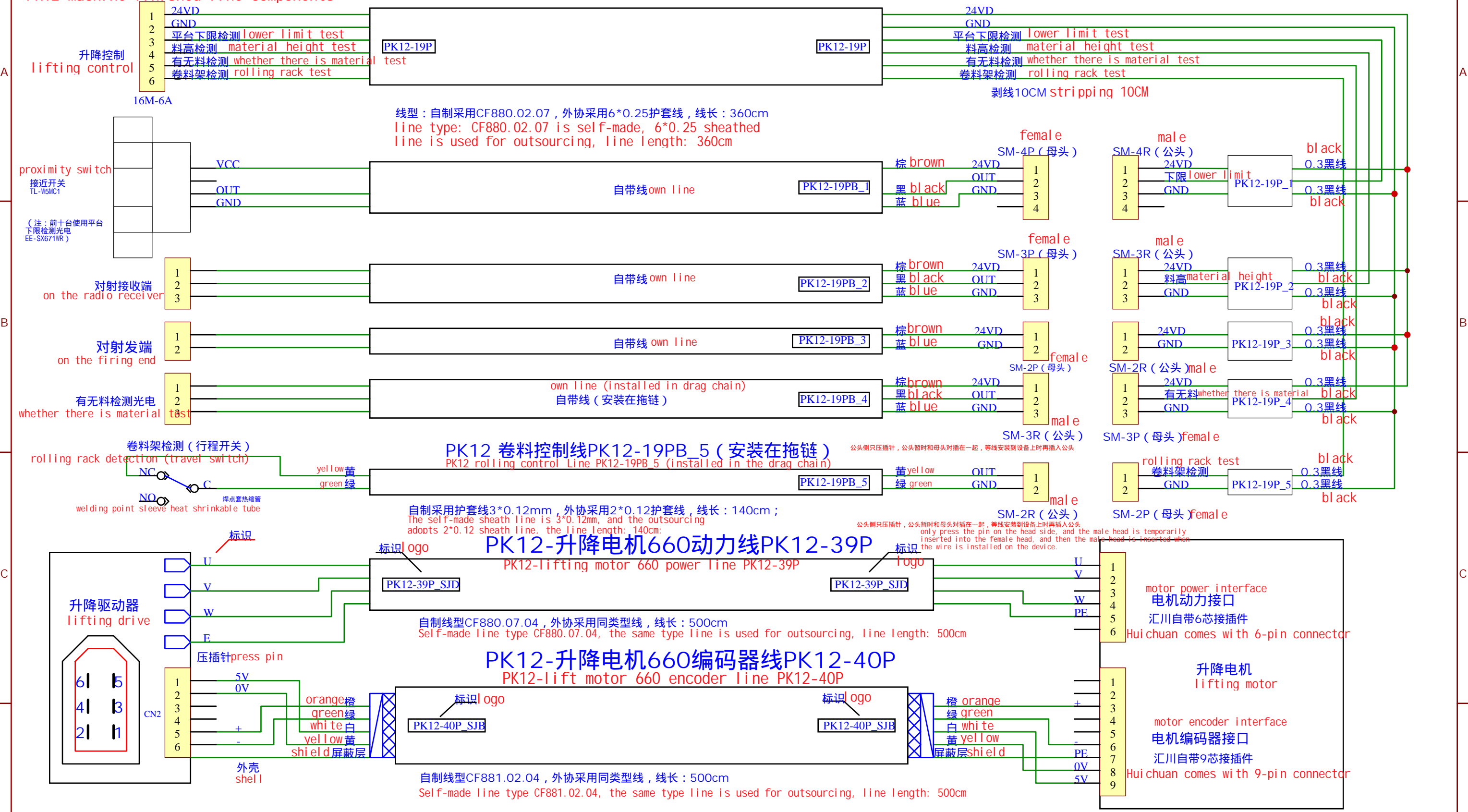


TITLE: PK12-电磁阀控制线接线图		REV: 2.0
	Company: 杭州爱科科技股份有限公司	Sheet: 6/15
	Date: 2021-06-01	Drawn By: 毛海民

# PK12整机成品线部件

PK12 machine finished line components

# PK12-lifting control line 1 PK12-19P PK12-升降控制线1 PK12-19P



20210622增加19PB\_4、\_5的SM公头安装备注

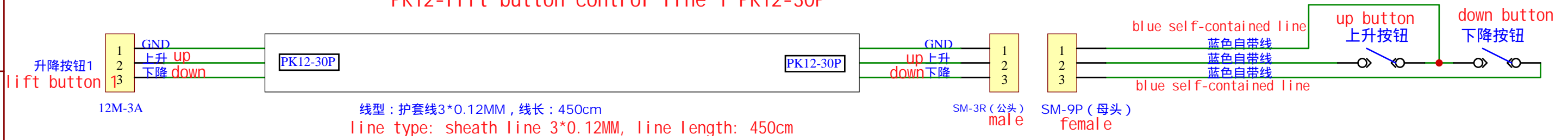
TITLE: <b>PK12-升降控制线接线图</b>		REV: 2.1
Company: 杭州爱科科技股份有限公司		Sheet: 7/15
Date: 2020-06-22		Drawn By: 毛海民



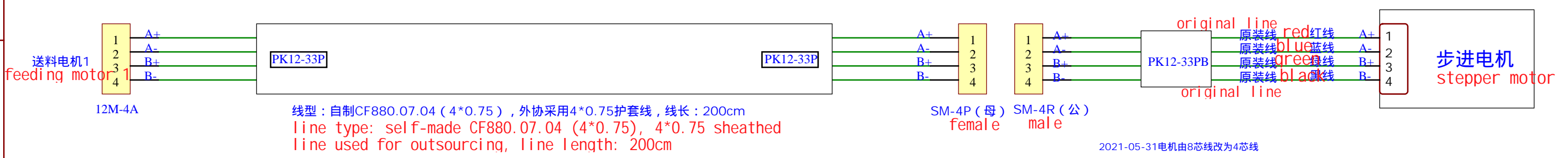
# 整机接线用图

Wiring diagram of complete machine

## PK12-升降按钮控制线1 PK12-30P PK12-lift button control line 1 PK12-30P



## PK12-送料电机电源线1 PK12-33P PK12-feeding motor power cord 1 PK12-33P



## PK12-送料电机接线图

PK12-feeding motor wiring diagram

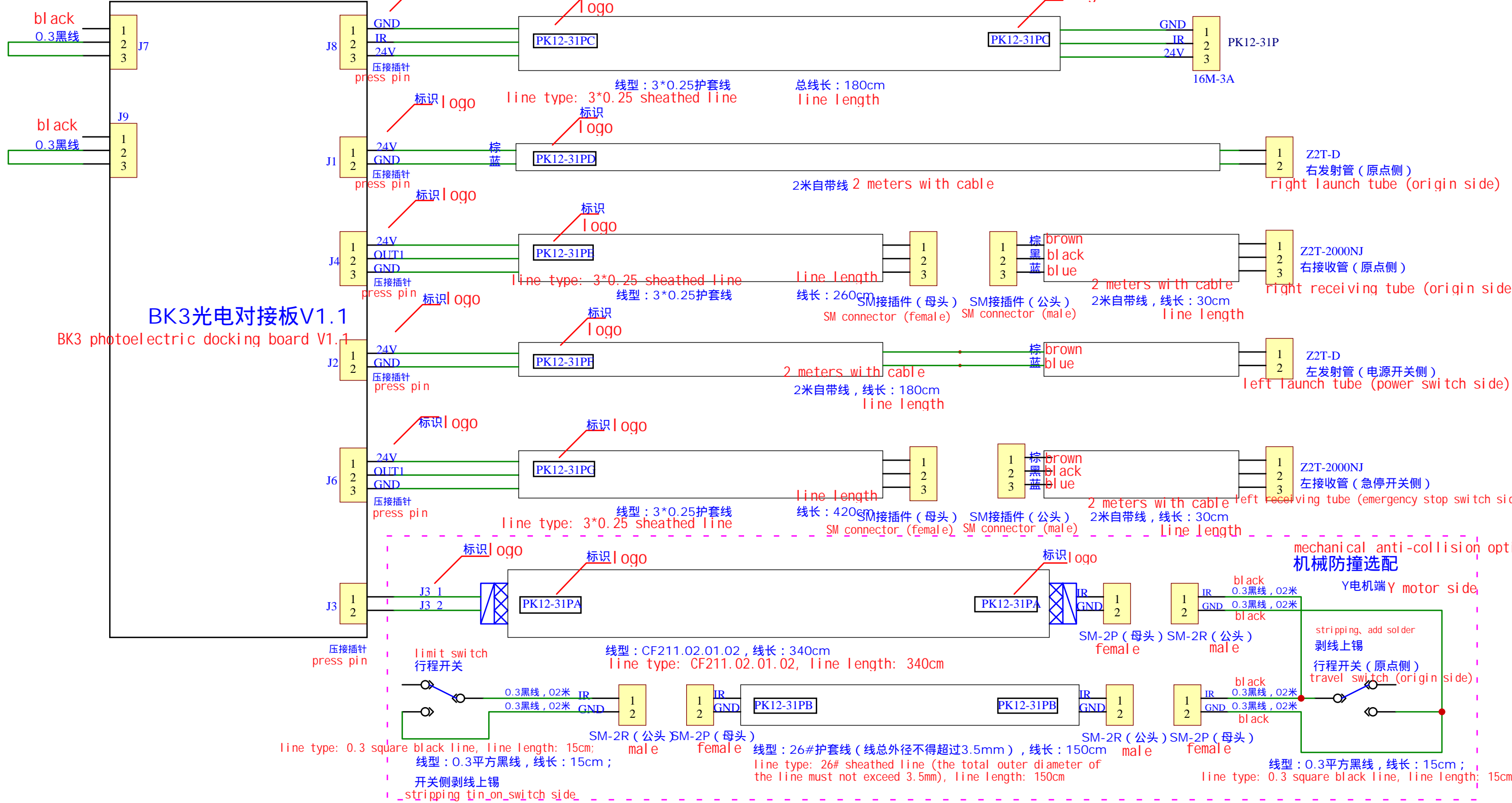
TITLE: PK12-升降按钮控制&送料控制接线图		REV: 2.0
	Company: 杭州爱科科技股份有限公司	Sheet: 8/15
	Date: 2021-05-31	Drawn By: 毛海民

# PK12-防撞控制 PK12-31P

PK12-anti-collision control PK12-31P

## BK3光电对接板V1.1

BK3 photoelectric docking board V1.1



标识:  
1、PK31P\_1  
2、PK31P\_2

注：总线长未超过自带线长  
不需要焊接护套线  
Note: The length of the bus does not exceed the length of the built-in line  
No need to weld sheath wire

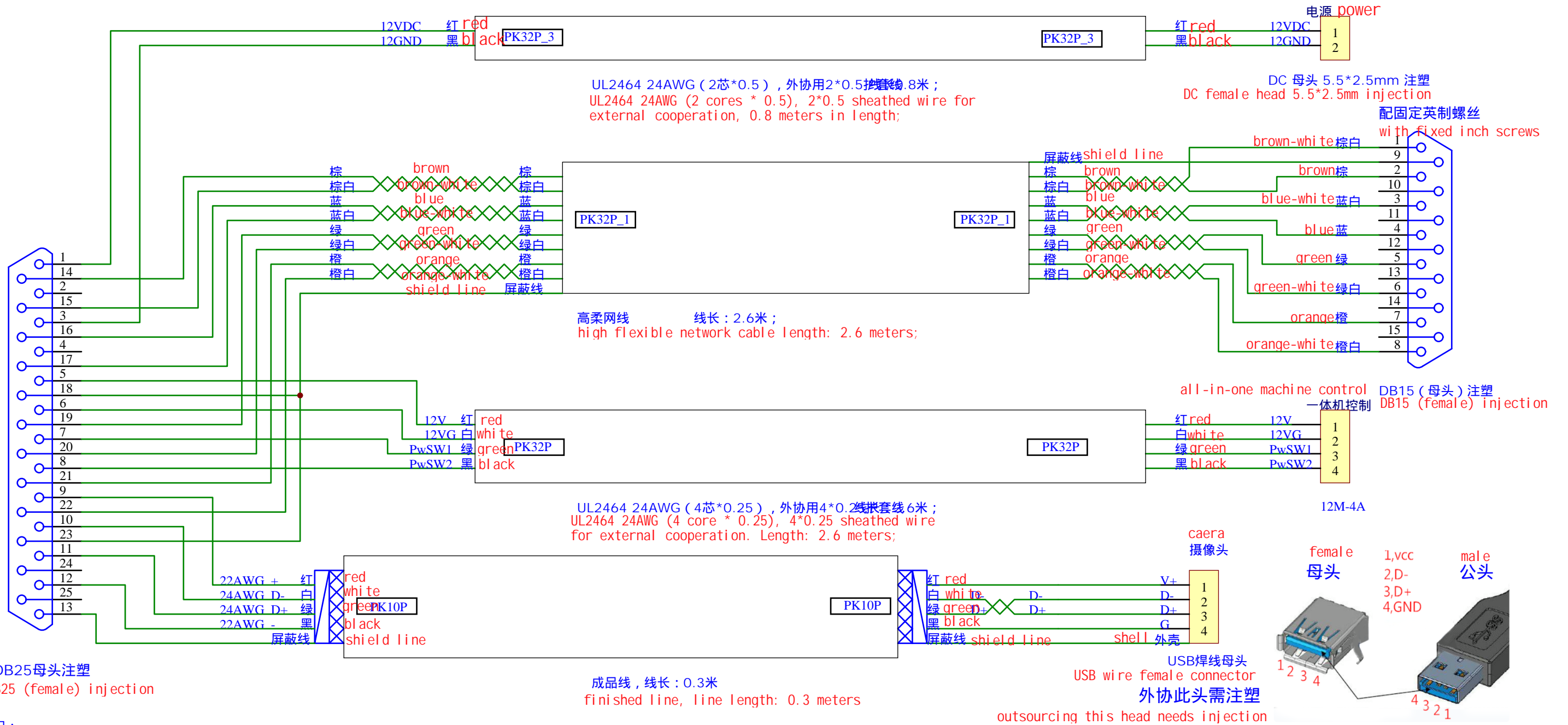
TITLE:	PK12-光电防撞控制线接线图		REV: 2.0
	Company: 杭州爱科科技股份有限公司		Sheet: 9/15
	Date: 2021-06-01	Drawn By: 毛海民	



佳联通定制 (此图需发佳联通更新)

# PK-一体机控制线PK32P

PK-one machine control line PK32P

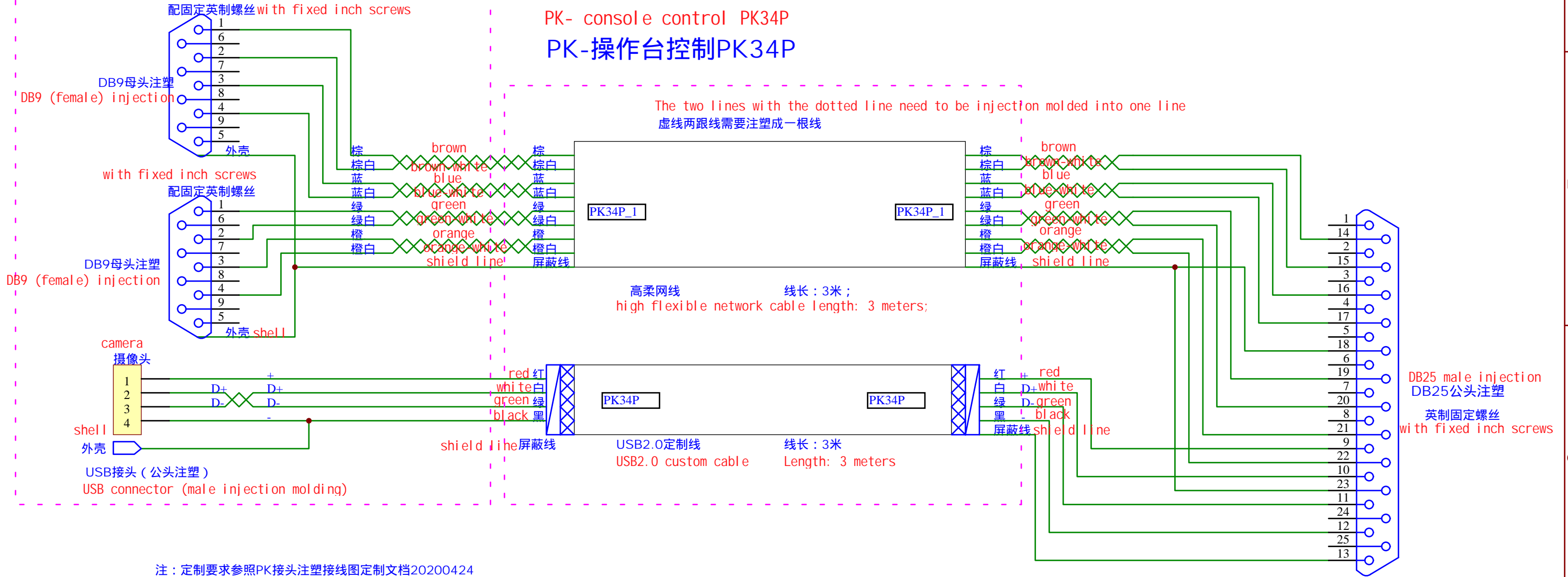


TITLE:	<b>PK-一体机控制线接线图</b>	REV: 2.1
	Company: 杭州爱科科技股份有限公司	Sheet: 10/15
	Date: 2021-06-22	Drawn By: 毛海民




# 佳联通定制

The dashed line is DB9, the connector, injection-molded bifurcation, and the bifurcation outlet is 0.15m  
虚线内为DB9、把接头，注塑分叉，分叉出线0.15米



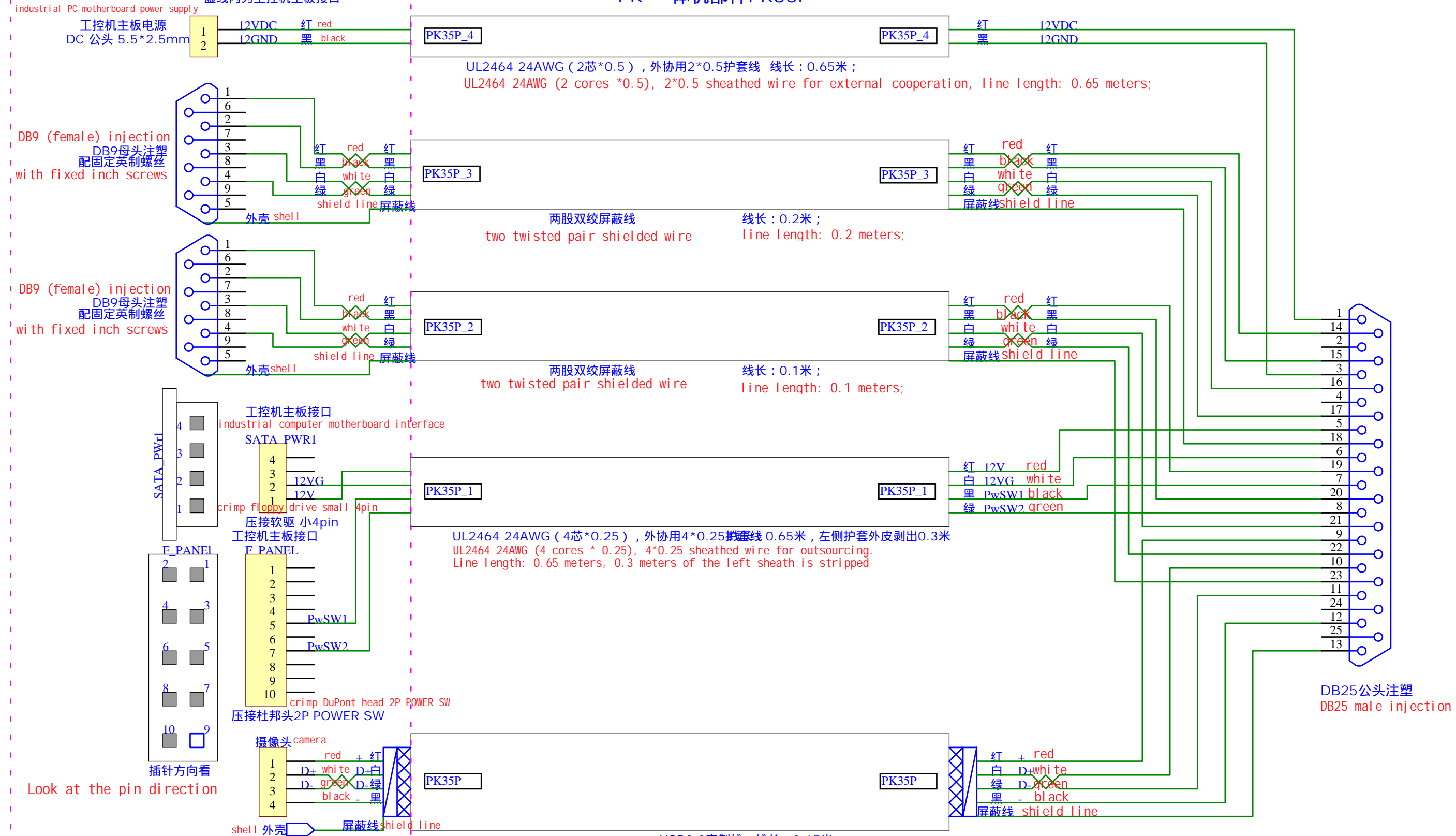
注：定制要求参照PK接头注塑接线图定制文档20200424

标识：  
1、PK34P  
2、PK34P\_1

TITLE: <b>PK-操作台控制线接线图</b>		REV: 2.0
	Company: 杭州爱科科技股份有限公司	Sheet: 11/15
	Date: 2020-12-21	Drawn By: 李尚源

PK-one machine parts PK35P  
PK-一体机部件PK35P

The dotted line is the main board interface of the industrial computer  
虚线内为工控机主板接口



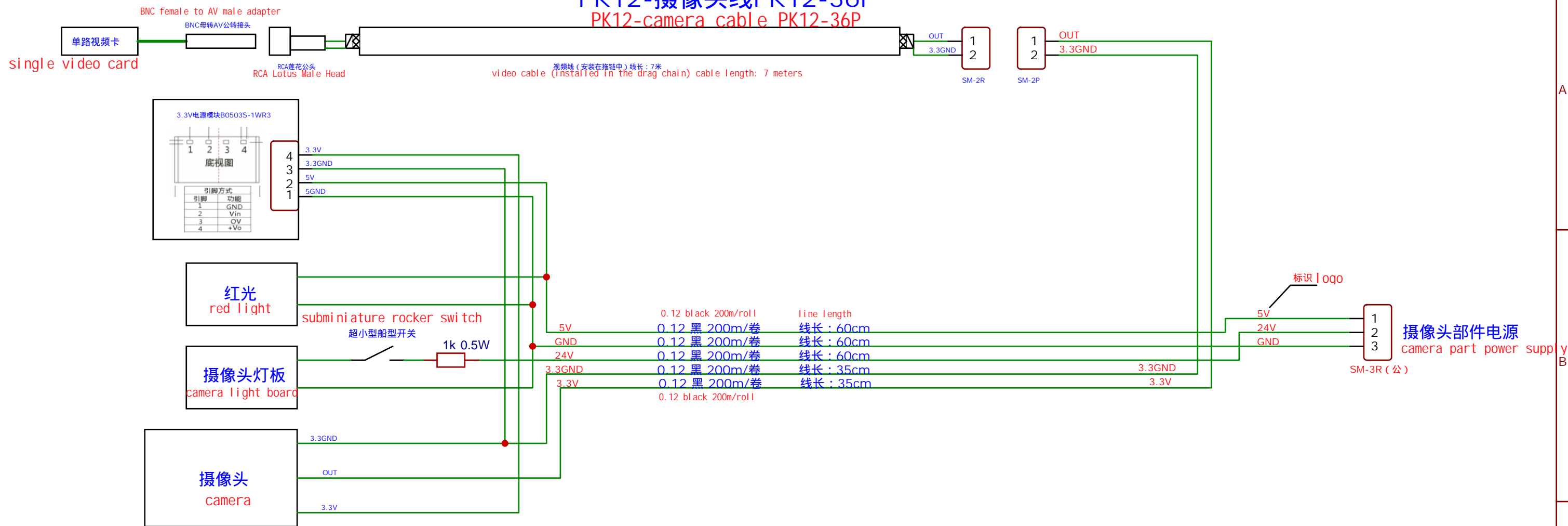
- USB接头 (公头注塑)  
标识: USB connector (male injection molding)
- 1、PK35P
  - 2、PK35P\_1
  - 3、PK35P\_2
  - 4、PK35P\_3
  - 5、PK35P\_4

注: 定制要求参照PK接头注塑接线图定制文档20200425

TITLE: <b>PK-一体机部件线接线图</b>		REV: 2.0
Company: 杭州爱科科技股份有限公司		Sheet: 12/15
Date: 2020-12-21		Drawn By: 李尚源




# PK12-摄像头线PK12-36P PK12-camera cable PK12-36P




## 摄像头灯板改制及安装要求

camera lamp board reform and installation requirements



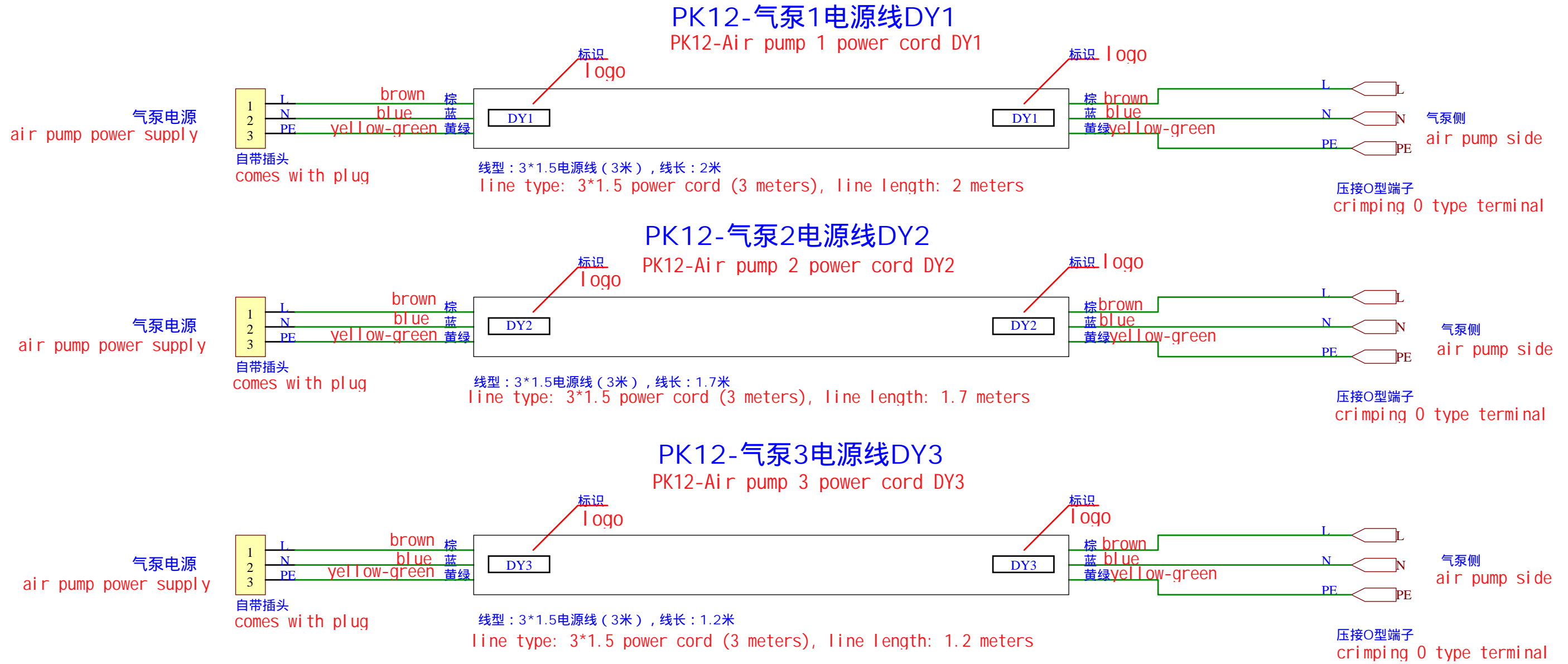
2、安装摄像头灯板时请如下图贴上电工胶带; attach electrical tape as shown below;



TITLE: PK12 CCD改制接线图		REV: 2.1
	Company: 杭州爱科科技股份有限公司	Sheet: 13/15
	Date: 2021-07-08	Drawn By: 杨增帅

# PK12整机成品线部件

PK12 machine finished line components



TITLE: <b>PK12-气泵电源线接线图</b>		REV: 2.0
	Company: 杭州爱科科技股份有限公司	Sheet: 14/15
	Date: 2021-06-01	Drawn By: 毛海民

